

/ Dual View X-ray Inspection

Glass in Glass detection

SC-S 5020 Dual View

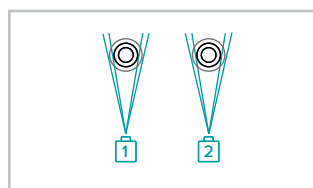
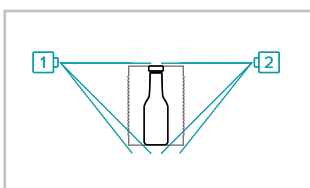
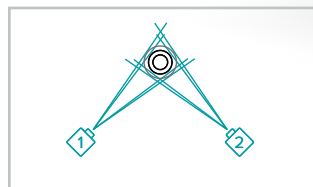
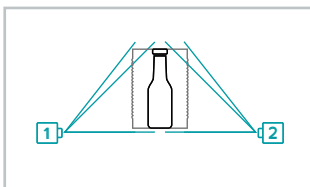
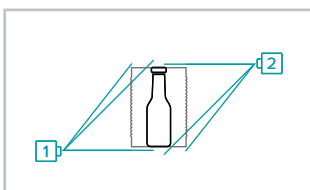
The Dual View version of the SC-S series enables a full inspection of products packed in cans and jars in various orientations. Due to the special arrangement of two X-ray detectors, the entire product area inside the containers will be inspected for foreign bodies.

The high flexibility in the arrangement of the X-ray sources and the detectors optimizes the foreign body inspection to a maximum, compared to conventional dual beam systems. The high-performance image processing software that allows the segmentation of the product images into multiple inspection areas is of particular importance.

In addition, various application-specific rejection systems of the modular Wipotec portfolio can be combined with the machine. The compact and hygienic design of this inspection system fulfills the special requirements of the food industry. The X-ray system reliably achieves outstanding inspection results at high throughputs of up to 1,200 pieces/min - with the lowest false rejection rates.

Features

- Full inspection of upright containers in various heights and angles
- Highest flexibility due to adjustable X-ray sources
- Segmentation of the product image into several inspection areas
- Easy cleaning due to V2A hygienic design
- Throughput: up to 1,200 pieces/min



Five possible placements of X-ray detectors

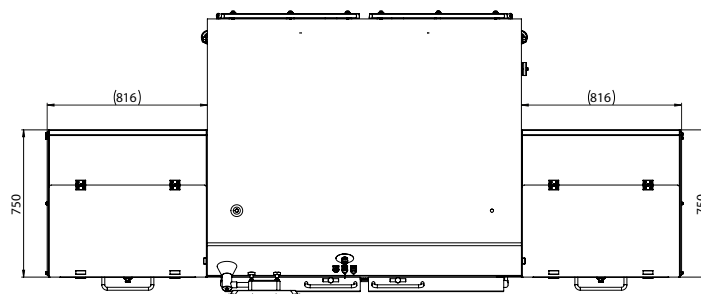
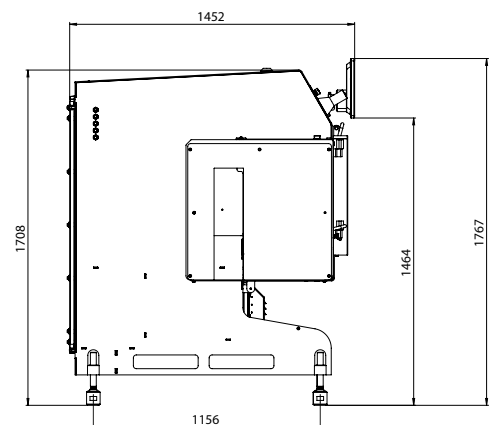
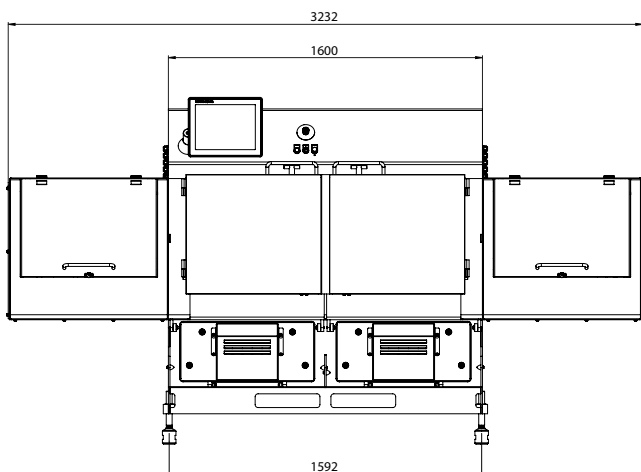


X-ray scanner
SC-S 5020 Dual View

Technical Data

Machine type	SC-S 5020 Dual View
X-ray type	2x X-ray unit
X-ray output	2x max. 500 W
X-ray sensor	Diode array technology, with 0.4 mm resolution
Scanning width	513 mm
Scanning speed	max. 120 m/min
Product storage	100 products, expandable
Display	15" colour TFT with touchscreen (19" optional)
Working height	750 - 900 / 850 - 1,000 / 950 - 1,100 mm ¹⁾
Conveyor length	3,550 mm
Hygienic design	Constructed in stainless steel; IMOT servo drive mounted directly on conveyor
Ambient conditions	+5 °C bis zu 40 °C
Protection class	IP65 (except air inlet air-water cooling unit)
Power supply	max. 7 mA each

¹⁾ other working heights on request



All entries in mm
Drawing shows sample version

Headquarters
WIPOTEC GmbH
Adam-Hoffmann-Str. 26
67657 Kaiserslautern
Germany

T +49 631 34146-0
F +49 631 34146-8690
info@wipotec.com
www.wipotec.com

WIPOTEC 